

PREVENTION • TREATMENT • RECOVERY



Before it's **too late.**

Inter-Agency Heroin and Opioid Coordination Plan **Performance Measure Executive Report**

Fiscal Year 2018

Introduction

This Performance Measure Executive Report provides a snapshot of Maryland's progress toward achieving the overarching goals of the statewide response by capturing high level strategies and tactics of response partners. This Executive Report does not reflect all efforts of state and local partners.

The statewide performance measures, including the data in this report, are managed by the 24 local Opioid Intervention Teams and the following state partners:

- Department of Aging
- Department of Disabilities
- Department of Education
- Department of Environment
- Department of Health
- Department of Housing & Community Development
- Department of Human Services
- Department of Juvenile Services
- Department of Labor, Licensing, and Regulation
- Department of Public Safety & Correctional Services
- Department of State Police
- Governor's Official of Community Initiatives - Interfaith Outreach
- Governor's Official of Crime Control & Prevention
- Maryland Higher Education Commission
- Maryland Emergency Management Agency
- Maryland Insurance Administration
- Maryland Institute for EMS Systems
- Maryland Hospital Association
- Washington / Baltimore High-Intensity Drug Trafficking Area

Response Trends from FY17 to FY18

Prevention

684% increase of impressions from campaigns
35% increase in prescribers PDMP-registered
15% decrease of opioid prescriptions dispensed
39% increase of individuals trained in overdose response
15% increase of naloxone doses dispensed to community members

Enforcement

36% increase of Heroin seizures
103% increase of Fentanyl seizures
52% increase of other opiates seized

Treatment & Recovery

44% increase of institutions integrating SBIRT
35% increase of Peers in the PBHS
12% increase of individuals who received services from Peer Support Specialists
32% increase of Crisis Hotline / 211 calls for Substance Use Disorders

Goal 1: Prevent New Cases

Expand public information campaigns

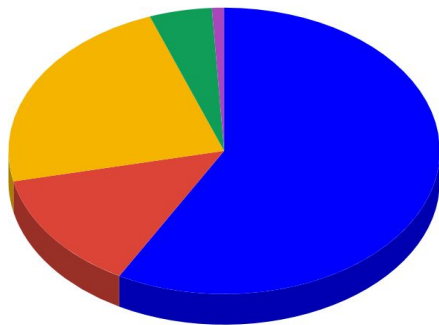
51,138,013 impressions from “Talk to your Doc” campaign (cumulative FY18 as of 4/30/18)

44,478,763 impressions from anti-stigma campaigns (cumulative FY18 as of 4/30/18)

34,355,500 impressions from other public information campaigns, including 2-1-1 and naloxone campaigns, MPT documentary, and PDMP public information outreach (cumulative FY18)

Campaign Impressions by Media Type
(Anti-Stigma & Talk To Your Doc)

- TV
- Radio
- Digital
- Billboards
- Newspaper



684% increase of impressions
between FY17 to FY18 MDH
campaigns

Goal 1: Prevent New Cases

Expand education & training

314 youth received drug education in Department of Juvenile (DJS) facilities (cumulative from January to June 2018)

200 DJS staff attended the Annual Opioid Overdose Prevention Conference (May 2018)

2 DJS institutions (Victor Cullend & Carter Center) received evidenced-based education on the DJS Opiate Awareness Education materials (cumulative from January to June 2018)

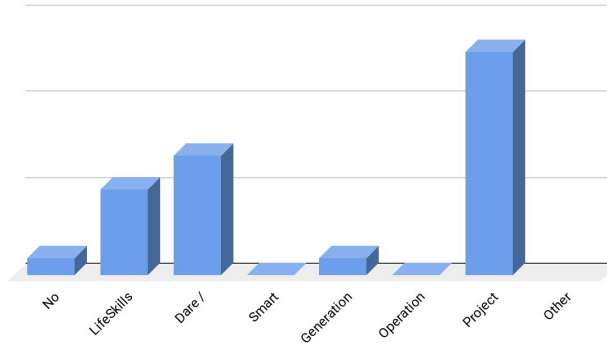
24 local school systems are integrating at least one substance abuse prevention/behavioral health program (MSDE FY18 report)

24 local school systems disseminated fact sheets on storage and disposal of prescription medication to local schools (MSDE FY18 report)

223 Maryland State Police (MSP) troopers trained in Advanced Roadside Impairment Driving Enforcement (ARIDE) (cumulative FY18)

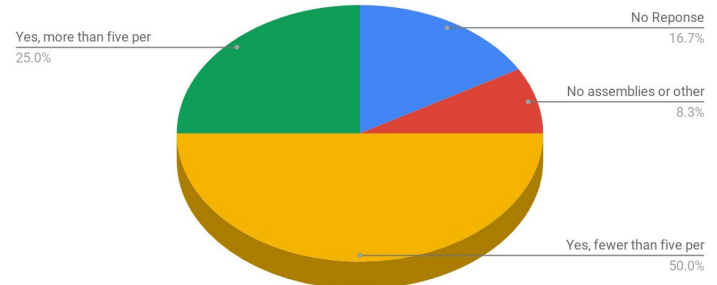
**Survey Results from
OCC's March 2018
Opioid Intervention Team
SitRep**
(20 of 24 jurisdictions
provided responses)

Evidence-based Curriculum within Jurisdictions



*38% (9 of 20) jurisdictions report use of concurrent evidence-based programs in addition to supplemental activities such as school assemblies.

Estimate of Local School Systems Holding Supplemental Events



Goal 1: Prevent New Cases

Reduce inappropriate prescriptions

31,412 prescribers registered in the PDMP (cumulative FY18)

3,407,588 opioid prescriptions dispensed (preliminary FY18)

11,309.03 pounds of prescription medications collected by MSP, exceeding the fiscal year goal by **13%** (cumulative FY18)

Trends from FY17 to FY18:



35% increase in prescribers registered in the PDMP



15% decrease of opioid prescriptions dispensed

1,230 Office of Controlled Substance Administration (OCSA) regulatory inspections to identify problematic prescribers and dispensers (cumulative FY18)

69 active OCSA cases involving problematic prescribers and dispensers (cumulative FY18)

256 OCSA investigations based on problematic prescribing practices or complaints (cumulative FY18)

13 prescribers and dispensers voluntarily surrendered their CDS license in lieu of action (cumulative FY18)

20 problematic prescribers and dispensers received education from OCSA and came into compliance (cumulative FY18)

Goal 1: Prevent New Cases

Reduce the illicit opioid supply

7,034.62 grams of illicit opioids, excluding counterfeit pills, seized by law enforcement and subsequently reported by Heroin Coordinators (cumulative FY18 from January to May 2018)*

In 2017, Washington / Baltimore High-Intensity Drug Trafficking Areas (HIDTA) enforcement efforts (not all inclusive) in Maryland resulted in:

581 heroin seizures, removing **119 kilograms of heroin** from the streets

67 fentanyl seizures, removing **35 kilograms of fentanyl** from the streets

97 other opioid seizures, removing **3.6 kilograms of illegal opioids** from the streets



Trends from 2017 to 2018:

36% increase of Heroin seizures

103% increase of Fentanyl seizures

52% increase of other opiate seizures

*Not reflective of all law enforcement efforts.

Goal 2: Improve Early Identification and Intervention

Identify individuals at high risk for fatal overdose and expand intervention tools

1,020 overdose patients referred to local public health programs by HIDTA (cumulative from 1/1/18 to 7/1/18)

377 overdoses reported to Parole and Probation by HIDTA (cumulative from 1/1/18 to 7/1/18)

31 additional institutions integrated Screening, Brief Intervention, Referral to Treatment (SBIRT) (cumulative FY18), including:

6 additional correctional facilities

9 additional hospitals

15 additional primary care settings (school-based health centers, STI and family planning centers, and college health centers)

Build out Peer Support and Crisis Services

271 Peer Support Specialists working within the Public Behavioral Health System (PBHS) (cumulative FY18 as of 6/4/18)

67 Peer Support Specialists provide Detention Center and Hospital based SUD Services (cumulative FY18)

1,606 Crisis Hotline / 2-1-1 calls for Substance Use Disorder (cumulative FY18)

406,647 individuals* received services from Peer Support Specialists funded by specific federal and OCCC-funded programs (cumulative FY18)

Trends from FY17 to FY18:

35% increase in the Peer Support Specialists within the PBHS

12% increase in the number of individuals who received services from Peer Support Specialists

32% increase in the number of Crisis Hotline / 2-1-1 calls for Substance Use Disorders

*The number reported will not reflect all peer activity in the state.

Goal 2: Improve Early Identification and Intervention

To expand identification and intervention tools, Maryland's 45 Hospitals are developing and implementing the following protocols (all numbers are preliminary):

40 hospitals (89%) have single sign-on PDMP access (as of 6/10/18)

9 emergency departments (20%) report MAT initiation in the emergency department

29 emergency departments (64%) report the availability of Facilitated Approach to Referral

45 emergency departments (100%) report Naloxone prescribing or dispensing

32 emergency departments (71%) report the availability of universal screening

37 emergency departments (82%) report the availability of Peer Recovery Services



Goal 3: Expand Access to Treatment & Recovery

Expand access to effective substance use disorder treatment and recovery services

16 people diverted from arrest into LEAD (cumulative from 1/1/18 to 7/1/18)

46 persons received “social” referrals to LEAD (cumulative from 1/1/18 to 7/1/18)

246 certified recovery residences are currently operating in Maryland (cumulative FY18)

2,281 beds are available in certified recovery residences (cumulative FY18) (8.26% increase from FY17)

9,125 individuals received SUD residential treatment services paid for through Medicaid and state-funded programs (cumulative FY18)

Individuals served by state and federally-supported crisis treatment centers and residential crisis service providers

26 individuals served by the Maryland Crisis Stabilization Center (cumulative FY18 as of 6/11/18)

825 individuals served by the Crisis Services Expansion (cumulative FY18 as of 6/1/18)

173 individuals served by 3.1 Residential Crisis Services (cumulative FY18 as of 6/1/18)

2,276 individuals served by Mental Health Residential Crisis Beds (cumulative claims paid as of 5/31/18) (5.96% increase)

Expand harm reduction activities

4 jurisdictions approved to operate syringe service programs with **3 jurisdictions actively operations** syringe service program (cumulative FY18)

Estimated 13,700 syringes distributed through the Washington County Syringe Services Program & Frederick’s Pharmacy Voucher Program (cumulative FY18)

7 jurisdictions developing syringe service program applications (cumulative FY18)

1,664 DHS Safety Checks for Substance Exposed Newborns (cumulative FY18 as of 3/31/18)

Goal 3: Expand Access to Treatment & Recovery

Expand overdose fatality prevention services

39,250 individuals trained in overdose response & naloxone administration (cumulative FY18)

41,915 naloxone doses dispensed to community members through ORP (cumulative FY18)

313 layperson naloxone administrations in FY18 self-reported to Maryland Poison Control Center and other reports (FY18 as of 12/31/2018).
2,537 cumulatively reported from FY14 to FY18)

16 EMS jurisdictions received 7,436 two-mg doses of naloxone to offset unreimbursable costs (cumulative FY18)

14,009 EMS Naloxone Administrations (cumulative FY18)

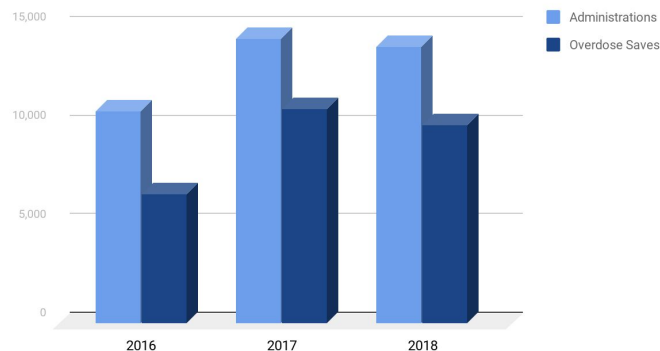
10,057 EMS Overdose Saves (cumulative FY18)

Trends from FY17 to FY18:

39% increase of individuals trained in overdose response

15% increase of naloxone doses dispensed to community members

EMS Naloxone Administrations & Overdose Saves



*Since layperson naloxone administrations are self-reported, the data does not reflect all administrations in the state.

Goal 4: Enhance data collection, sharing, & analysis

12 jurisdictions enrolled for spike alerts through ODMaP (cumulative FY18)

106 overdose spike alerts were shared with jurisdiction partners through the ODMaP platform (cumulative FY18)

27 informational alerts/notifications shared with OITs and state partners (cumulative FY18)

Examples of alerts / notifications sent:

Overdose Spikes

Technical Guidance & Legislative Overviews

Provider suspension, enforcement action, and closures

Education, training, and outreach opportunities

Funding & grant announcements

Local Opioid Intervention Team Grants

Naloxone Access:

11 jurisdictions reported activities related to increasing access to Naloxone
14,940 doses of Naloxone have been purchased using OIT funds

Public Awareness and Information Campaigns:

13 jurisdictions report implementing public information and awareness campaigns
980,761 impressions from opioid messaging and information campaigns reported by OITs

Education and Training:

14 jurisdictions have hosted educational, training or informational events
108 educational or training events hosted by OITs
6,622 individuals attended a training or educational event hosted by and OIT
487 individuals have been trained in Naloxone using OIT grants in five jurisdictions

Referral and Connection to Treatment:

17 jurisdictions have implemented strategies to identify, refer, and link individuals to treatment services
3,398 individuals referred and/or enrolled into treatment services

Referral and Connection to Recovery Support Services:

13 jurisdictions implemented strategies to improve access and enrollment to recovery support services
990 individuals referred or connected to recovery support services

(all cumulative FY18 as of 3/31/18)

Local Opioid Intervention Team Grants

